



# Healthy Living Toolkit





# CONTENTS

Introduction	3
Dietary Guidelines For Americans	4
Working With Your Healthcare Team	5
Healthy Lifestyle Choices	5
Simple Tips	6
Eating At Home	6
Simple Tips	7
Snack Smart	8
Before You Shop	10
Simple Tips	10
At The Store	10
Simple Tips	11
Label-Reading Basics	11
Eating Out	13
Simple Tips	13
Gear Up For Healthy Shopping	13
Shopping List	14
Simple Tips	15
Protein	18
Simple Tips	20
Dairy	20
Simple Tips	21
Building Healthy Habits	23
Nutrition Myths Debunked	24
Why Diets Don't Work	26
Sample Meal Ideas	27
Shopping List Template	28
Meal Planner	29
Price Tracker Template	30

*The Healthy Living Toolkit is brought to you by the Florida Medical Association. Content provided by Kristen Hicks-Roof Ph.D., RDN, LDN and the University of Florida's Institute of Food and Agricultural Sciences (UF/IFAS).*



## Healthy Floridians

As the leading voice of physicians in the state of Florida, the FMA is committed to improving the health of all Floridians. Physicians helping patients take responsibility for their own health is key to achieving this goal. FMA members understand that physicians have an obligation to participate in the choices and initiatives that contribute to a better health care system and a healthier Florida. Here are the facts:

Obesity is an epidemic. Thirty-six percent of Americans are obese and only 36 percent of Floridians are at a healthy weight. One in every three children (31.7 percent) ages 2 to 19 is overweight or obese.

Each year, obesity-related diseases (muscle and joint problems, chronic diseases such as diabetes and heart disease, etc.) result in an estimated 400,000 deaths nationwide and \$190 billion in health care costs –

nearly 21 percent of all medical spending.

At this rate, by 2030, over half of Florida's population will be obese. This could cost an additional \$91 billion by 2023 (\$73 billion from lost productivity and \$18 billion in costs associated with treating chronic disease).

Obesity and being overweight contribute to diabetes, hypertension, heart disease, cancer and strokes. Florida's growing obesity crisis is a growing health care crisis.

The FMA is uniquely positioned to help patients and physicians address these health concerns. Our goal is to help reduce chronic disease and promote a healthier Florida. We have partnered with the state of Florida to assist Florida's primary care physicians in educating their patients about the long-term benefits of good nutrition and a healthy lifestyle.

## INTRODUCTION

This toolkit is intended to help you and your family make well-informed decisions about diet, nutrition, and everyday behaviors to support better health and wellness. As you review the information, focus on

making small changes that fit your lifestyle. Strive to make incremental modifications in your diet and other behaviors to achieve a sustainable healthy lifestyle for the entire family.



**FMA**  
FLORIDA MEDICAL ASSOCIATION





## DIETARY GUIDELINES FOR AMERICANS

The Dietary Guidelines for Americans are released every five years to reflect the goals of nutrition and health for Americans. The most recent guidelines were released in 2015. These guidelines reflect the vital steps required to piece together a nutritious diet and healthy lifestyle. Rather than focusing on individual nutrient intake and specific recommendations for carbohydrates, fat and protein, these guidelines promote a holistic approach to achieving long-lasting dietary changes. This toolkit will provide information, tips and strategies to help you implement these guidelines successfully.


Along with the Dietary Guidelines for Americans, there is another handy tool to help you make smart nutritional choices at every meal. You may remember the Food Pyramid, introduced in 1991, which displayed each food group with the recommended daily servings. This Food Pyramid was replaced in 2011 with a tool called "MyPlate". Consider using this helpful resource to ensure that you and your family are consuming the recommended mix of food and beverages from the five food groups: Fruits, Vegetables, Grains, Proteins, and Dairy.

### The Guidelines

1. Follow a healthy eating pattern across the lifespan. All food and beverage choices matter. Choose a healthy eating pattern at an appropriate calorie level to help achieve and maintain a healthy body weight, support nutrient adequacy, and reduce the risk of chronic disease.
2. Focus on variety, nutrient density, and amount. To meet nutrient needs within calorie limits, choose a variety of nutrient-dense foods across and within all food groups in recommended amounts.
3. Limit calories from added sugars and saturated fats and reduce sodium intake. Consume an eating pattern low in added sugars, saturated fats, and sodium. Cut back on foods and beverages higher in these components to amounts that fit within healthy eating patterns.
4. Shift to healthier food and beverage choices. Choose nutrient-dense foods and beverages across and within all food groups in place of less healthy choices. Consider cultural and personal preferences to make these shifts easier to accomplish and maintain.
5. Support healthy eating patterns for all. Everyone has a role in helping to create and support healthy eating patterns in multiple settings nationwide, from home to school to work to communities.

Guidelines Credit: <https://health.gov/dietaryguidelines/>





## WORKING WITH YOUR HEALTHCARE TEAM

Your health and wellness is of utmost concern to all of the healthcare professionals who contribute to your care. Remember that your healthcare team includes some or all of the people listed below:

- Primary Care and Specialty Physicians and/or Resident Physicians
- Nurse Practitioners and/or Physician Assistants
- Nurses
- Pharmacists
- Registered Dietitian Nutritionists
- Therapists (Physical, Occupational, Speech, Respiratory, Recreational, Mental Health)
- Social Workers
- Technicians and/or Aides

All of these healthcare professionals can be vital in helping you achieve a healthy, rewarding quality of life. Many of these professionals, particularly Lifestyle Medicine physicians and Registered Dietitian Nutritionists, can help you improve your dietary and lifestyle habits. If you feel your habits are poor, ask your physician for advice. Some physicians may themselves provide dietary counseling to patients, others may have internal experts to assist you, and some may want to refer you to a Registered Dietitian Nutritionist. If you have been diagnosed with one or more chronic diseases (e.g. Diabetes, Hypertension, Heart Disease, Renal Disease), it is highly recommended that you work with your physician and/or a Registered Dietitian Nutritionist to manage your chronic disease(s) most effectively with dietary and lifestyle modifications.

## HEALTHY LIFESTYLE CHOICES

Lifestyle medicine is an approach to decreasing the risk and development of chronic disease by improving lifestyle choices such as nutrition, physical activity, stress management, sleep habits, smoking cessation and avoiding alcohol and drug abuse. When you are ready, your healthcare team can provide you with the support you need to modify problematic habits and implement healthier choices.





## Simple Tips

- Don't be afraid to ask your physician for help and/or a referral to see a Registered Dietitian Nutritionist.
- Remember that not everything you read on the internet is factual, accurate, or helpful. Always ask your physician or nutritionist for clarification.
- Increase your daily physical activity. The recommendation for adults is 30 minutes per day while the recommendation for children is 60 minutes per day. Look for ways to add physical activity into your day - take the stairs, park farther from entrances, add a daily walk, do an outdoor family activity, or plant/maintain a garden.
- Reducing stress can help you make better nutrition choices and improve sleep. Seek medical or social support when facing challenges and hardship. Add exercise regimens (walking, running, swimming, weight lifting, organized sports) whenever you can, and remember to take deep breaths throughout the day.
- Work with a healthcare professional to quit smoking. You are never too old to quit, as smoking increases your risk for serious health conditions, diseases and even death. Call 1-800-QUIT-NOW or visit [smokefree.gov](http://smokefree.gov) for free support services.
- Get plenty of sleep. The National Sleep Foundation recommends 7-9 hours per night for adults. Boost your ability to sleep well by reducing screen time (TV, phone, computer), including daily physical activity in your day, adding a relaxing bedtime ritual to your routine (reading, warm bath, meditation), or try a sleep mask.

## EATING AT HOME

If you are new to healthy eating or want to improve the quality of your meals, a good place to start is at home. It is much easier to prepare a healthier meal when you are in control of the ingredients. In the past several decades, sales from eating out have surpassed grocery sales (Department of Commerce, 2016). When breaking it down, a typical meal at a restaurant costs approximately \$13, whereas it is possible to cook similar dishes at home for approximately \$3 to \$7. Not only is eating out more expensive, but it also often results in food choices that are less healthy (more calories, fat, and sodium). Eating at home can create a positive environment for you and your family to spend time together cooking and eating nutritious meals.

If necessary, start making small changes to improve the quality and nutritional value of the ingredients you keep at home. Stock up on long-lasting vegetables






and store them in a cool, dry place. Potatoes, carrots, pumpkin, calabaza, and sweet potatoes taste great for several weeks after you buy them. Frozen produce is another great option especially if you are cooking for one or two. See the Shopping List section for more information about healthier food choices.

Set yourself up for success. Making healthier food choices is easier when you can see them. For example, keep a bowl on the counter stocked with fruit rather than candy or have pre-cut vegetables or fruits available in the refrigerator, especially on the shelf at eye level.

Eating at home requires that you take the time to maintain a grocery list and shop periodically. While this may seem daunting at first, the end result will be less expensive, healthier meals.

## Simple Tips

- Make it a habit to prepare a grocery list, go to the store and have food readily available at home. This may mean weekly, biweekly or monthly shopping. Do what works best for you.



- Create a meal plan for the week. Start by selecting a grain, a protein and a vegetable for each meal, work on basic cooking techniques and work your way up to more complex recipes (see the Shopping List online at [www.FMAHealthyLiving.com](http://www.FMAHealthyLiving.com) for options).
- Use this [What's for Dinner?](http://www.mealtime.org/) resource at [www.mealtime.org/](http://www.mealtime.org/) to plan your meals more effectively
- Choose healthier cooking methods, such as baking, boiling, broiling, grilling, roasting, and steaming.
- Frozen meals can be convenient options. Find healthier options by observing these guidelines (300-500 calories, less than 600mg sodium, and over 10 grams of protein). Skip frozen dinners that are breaded/fried or include creamy sauces and gravies).
- Use measuring cups and spoons to keep portions under control.
- Aim to get your family involved in the process of both preparation and cooking. It is essential to teach future generations basic culinary skills and the importance of healthy eating habits.
- Try growing your own vegetables and/or herbs. You don't necessarily need a backyard. Grab a few small-to-medium pots and plant some seedlings. Contact



your local Master Gardener or become a Master Gardener yourself. Visit the [master garden program at http://sfyl.ifas.ufl.edu/](http://sfyl.ifas.ufl.edu/) to learn more.

- Designate a place to eat and “unplug” from technology. This helps reduce mindless eating and encourages mealtime conversations.
- Have a positive attitude and outlook. You can do this!

## SNACK SMART

Make your snacks count. Instead of empty calories (higher calorie foods or drinks with little nutrition), choose snacks that fill in your nutritional gaps. For example, if you are not eating enough vegetables in a day, choose your favorite vegetable for a snack. If you are lacking in the dairy group, choose a low-fat yogurt. Whatever food group you might not get enough of, snacks are a great way to increase your intake and meet your daily nutritional goals.

One helpful hint is to include snacks in your weekly meal plans. Each week, be sure to keep your personal schedule in mind. Will you be on the go? At home? In the car? Will you need a cooler to keep the temperature of your snacks safe? Schedule your snacks in between meals and in small portions. Snacking smart means not only eating just enough to tide you over until your next meal, but also making a healthy snack or beverage selection. Choosing snacks containing fiber or protein will help to keep you full longer. This may also help you reach your next mealtime without additional, unplanned snacks.



## Healthy Snack Ideas

- Low-fat cheese sticks
- Yogurts (especially ones low in fat and/or sugar)
- Roasted garbanzo beans
- Air popped popcorn (season with your favorite herbs or spices)
- Raw vegetables
- Hardboiled eggs
- Whole fruits
- Handful of unsalted nuts
- Combine a variety of veggies to create a power snack. Try raw carrots, broccoli or snow peas with hummus or bean dip. Add whole wheat crackers and your power snack is ready to go! If you have leftover produce from your weekly meal preparation, use them as snacks. Extra bananas? Use them in a smoothie. Whatever combinations you choose, make your smart snack count.

## PANTRY STAPLES

A well-stocked pantry makes quick meal and snack preparation easier. Keep a variety of the following foods on hand for simple and fast meals throughout the week.

- **PROTEINS:** Canned tuna, canned chicken, canned beans (kidney, pinto, black), peanut butter
- **VEGETABLES:** Stock your favorite canned or frozen vegetables. Green beans, canned tomatoes and tomato sauce are good to keep on hand for simple meals.





- **GRAINS:** Oatmeal, pasta, rice, quinoa, flour, bread crumbs (choose whole grains for a healthier choice)
- **OTHER CANNED AND DRY GOODS:** Low-sodium soups and broths, canned or dried fruits, crackers, quick bread mixes (whole grain muffins) etc.



- **STOCK THE FRIDGE:** With eggs, milk, cheese, fresh fruits and vegetables, bagged salad and condiments like ketchup, mustard, and salsa.
- **MAKE YOUR OWN MEALS:** With freezer foods like ground meat and chicken breasts. Freeze cooked meat and ready to cook casseroles for easy and fast meal preparation.

## Spices, seasonings, flavor enhancers

- Oregano, basil, and parley are great additions to tomato or Italian-style dishes.
- Cumin and chili powder are favorites used in Mexican-style dishes.
- Other flavor enhancers to keep on hand include vanilla extract, lemon juice, salt and pepper.

## KEEP FOOD SAFE

- **CLEAN:** Keep cooking and food preparation surfaces clean. Wash cooking utensils between each use. Wash your hands with soap for twenty seconds before eating or preparing food. Wash fruits and

vegetables before peeling, cutting or eating. Do not wash meat, poultry, and eggs.

- **SEPARATE:** Prevent cross-contamination by keeping meat, poultry, seafood and eggs separate from ready-to-eat foods. Bacteria from meat, poultry, seafood and eggs can make you sick. Keep these foods separate at the grocery store, in the refrigerator, and while cooking.
- **COOK:** Use a food thermometer and cook foods to the proper temperature. Use the guide below for internal cooking temperatures. Reheat leftovers to 165°. Bacteria multiply quickly in the “Danger Zone” (between 40 and 140 degrees Fahrenheit). Keep hot foods hot (above 140 degrees).

### Safe Minimum Internal Temperatures

°F	Food
165°F	Poultry (whole, pieces, and ground), stuffing, combined dishes and leftovers and food cooked in a microwave
160°F	Ground beef, pork, veal, lamb and egg dishes
145°F	Beef, pork*, veal, and lamb (steaks, roasts, and chops) and fish

*\*Whole cuts of pork (e.g., roasts, loins, chops) also need a 3-minute rest time after removal from the heat source. During these three minutes, the meat’s internal temperature remains constant or continues to rise, which destroys harmful bacteria. Source: FoodSafety.gov*

- **COLD:** Keep cold foods cold (below 40 degrees). Refrigerate foods promptly and follow the “two hour rule”. Refrigerate perishable foods like meat, poultry, seafood and eggs within two hours of cooking or purchasing. Bacteria multiplies quickly



at room temperature and even quicker at higher temperatures. If the temperature is greater than 90 degrees, cut the two hour rule to one hour. Thaw and marinate foods in the refrigerator, not on the counter.

- **STORE:** Proper storage helps keep your food safe and reduces food waste. Use this guide, [www.edis.ifas.ufl.edu/pdf/files/FY/FY128900.pdf](http://www.edis.ifas.ufl.edu/pdf/files/FY/FY128900.pdf) for proper food storage. Remember, when it doubt, throw it out. You cannot see or smell if a food is unsafe to eat. Never taste food to see if it is safe to eat, the bacteria that causes food-borne illness does not make the food taste bad; you could get really sick.

## BEFORE YOU SHOP

Planning ahead can save you time and money at the grocery store.



### Simple Tips

- Write some weekly meal plans with your schedule in mind. Choose some meals using recipes that are quick and easy to prepare for busy days. Go online to [www.FMAHealthyLiving.com](http://www.FMAHealthyLiving.com) to view a meal planner.
- Review store ads, online and paper coupons to help plan your meals to save money.
- Use the [www.whatscooking.fns.usda.gov/](http://www.whatscooking.fns.usda.gov/) website to find healthy recipes.
- Know your food budget. Meal planning and cooking meals at home saves money over eating out. Meals prepared at home are often healthier, especially if you are preparing recipes low in fat and sodium. Track your food dollars to see how much you are spending and saving.

- Plan to use leftovers. Make double batches of soups and stews setting aside some to freeze for use later. Freeze leftovers in single portions to use for lunch or your own ready to eat freezer meals to use throughout the week.
- Pack your meals with fruits and vegetables. Plan ahead to make half of your plate fruits and vegetables.
- Add low-cost options to your meal plan such as brown rice, beans or lentils. These foods are full of nutrients and fiber, which will help to keep you full for a longer period of time.
- Use your meal plans to create your shopping list and stick to it. Remember to check the foods you may already have on hand. A list helps you organize the items you need to buy and helps you avoid impulse buys or unneeded items that can add to your food costs.
- Cook and freeze in large batches. This can help you save money by cooking more at home and having meals ready to heat from the freezer.
- Have a family? Get input from your kids on what they want to eat for the week. Working as a team to come up with meals will encourage them to think about healthy foods, and they will be more likely to eat what you cook that week.

## AT THE STORE

Once you have created meal plans and shopping lists, making healthy choices at the store should be easier. Focus on your list and do your best to stick to it. No time to prepare a shopping list? Try to come up with



a few meal ideas in your head before entering the store to get an idea of all of the items you will need to purchase. As you become more familiar with your local grocery store, you will feel more comfortable and confident in your shopping routine.

### Simple Tips

- Eat a meal or snack before you go shopping. Going to the grocery store on an empty stomach can result in impulse shopping and more unhealthy food choices.
- Try to focus on shopping the perimeter of the store, where there are fewer processed, packaged foods.
- Buy fresh fruits and vegetables in season. Buying canned and frozen fruits and vegetables can save money but watch for added fat, sugar or sodium.
- Some foods are good buys year round. Bananas, carrots, potatoes and apples are low cost options. Use beans to save money on protein foods.
- Buy common products in bulk to save money (e.g. rice, beans, cooking oil and frozen vegetables). Be sure you have enough storage space and that it's an item you will be able to use before it expires.

- Convenience food items and single serving items generally cost more. Use your meal plan to prepare your meals at

home. Make your own frozen meals and single size servings to save money.

- Have spare time on the weekend? Take your family out to a farmer's market to purchase some fresh, local produce. Look online to find a market near you.

## LABEL-READING BASICS

Reading and understanding the Nutrition Facts label on packaged food products is a handy skill to hone to ensure that you are better prepared to make healthy and economic choices. The Nutrition Facts label was recently redesigned and is now required to be prominently featured on all products by 2021. This redesign will make it make it easier to read labels and distinguish between different products. Servings per container and calories per serving must be listed in a larger font size on the new labels, and there is a new "added sugar" section under Total Carbohydrates. The "added sugar" information will show you whether the food has natural sugar, such as sugar from fruit, or added sugars (sugar, glucose, high fructose corn syrup, honey, syrup etc.). Finally, the updated label will require that Vitamin D and Potassium percentages be listed under Nutrition Facts, since many Americans are deficient in these nutrients.

With so much information on a tiny portion of the package, it can be overwhelming to determine exactly what to focus on and what is most important in deciding whether a product is a good choice. Follow these simple steps when reading a Nutrition Facts label:

1. Determine the serving size of a portion and note how many servings are included per container.





Nutrition Facts	
2 servings per container	
Serving size 1 cup (237mL)	
Amount per serving	
<b>Calories</b>	<b>160</b>
% Daily Value*	
Total Fat 4g	6%
Saturated Fat 0.5g	3%
Trans Fat 0g	0%
Cholesterol 0mg	0%
<b>Sodium 680mg</b>	<b>28%</b>
Total Carbohydrate 24g	8%
Dietary Fiber 8g	32%
Total Sugars 5g	
Includes 0g Added Sugars	0%
Protein 7g	
Vitamin D 0mcg	0%
Calcium 29mg	3%
Iron 1mg	4%
Potassium 521mg	11%



Nutrition Facts	
2 servings per container	
Serving size 1 cup (237mL)	
Amount per serving	
<b>Calories</b>	<b>160</b>
% Daily Value*	
Total Fat 4g	6%
Saturated Fat 0.5g	3%
Trans Fat 0g	0%
Cholesterol 0mg	0%
<b>Sodium 340mg</b>	<b>14%</b>
Total Carbohydrate 24g	8%
Dietary Fiber 8g	32%
Total Sugars 5g	
Includes 0g Added Sugars	0%
Protein 7g	
Vitamin D 0mcg	0%
Calcium 29mg	3%
Iron 1mg	4%
Potassium 521mg	11%

Label Credit: [www.choosemyplate.gov/budget-food-label](http://www.choosemyplate.gov/budget-food-label)

- In the example above, one can of soup contains two servings, meaning there are 320 calories total.
  - Generally, meals should contain between 300 to 700 calories and snacks should contain less than 200 calories.
2. Recognize that the percentages featured in the middle of the label correspond to the total fat contained in the product (both saturated and transfat), cholesterol and sodium per serving.
- In the example above, the fat and cholesterol content is considered acceptable for both options. However, you can see the "reduced sodium" soup has significantly less sodium and therefore would be the better option.

- Look at the Daily Value percentages for these components and try to find foods that contain lower percentages. (low percentage = <5%; high percentage = >20%)
3. Notice the nutrients listed at the bottom of the label (Vitamin D, Calcium, Iron and Potassium)
- In the example to the left, these soups are low sources of most vitamins and minerals. But, on a positive note, there is a moderate amount of potassium and a high amount of dietary fiber.
  - Look at the Daily Value percentages for these nutrients and try to find foods that contain higher percentages. (Low percentage = <5%; High percentage = >20%)

## Shopping At Convenience/Dollar Stores

Over 12% of all United States households are judged to be food insecure, meaning they have uncertainty or an inability to obtain enough food to meet the needs of all household members (USDA, 2016). Florida has nearly 3.4 million residents who are food-insecure (Feeding Florida, 2016). Whether food insecurity is a concern for you or not, shopping at local convenience stores and/or dollar stores may sometimes be necessary. Review these tips to help you select foods at these types of stores to maximize nutrition content. Also, see the Shopping List Section for other useful tips on each food group.

- Canned foods can be great options to add nutrient-rich food choices to your daily meals (tuna/chicken in water, reduced-sodium vegetables, beans, and fruit in natural juices)





- Frozen foods can be used as sides or quick-convenient choices such as frozen vegetables or fruit or frozen meals (select choices that are 300-500 calories, 10-20 grams protein, less than 600 milligrams of sodium).
- Grab staple grains (whole-grain options such as rice, pasta, popcorn, crackers or oats).
- Choose your proteins wisely (eggs, milk, cheese, yogurt, peanut butter, mixed nuts or beef jerky).
- Limit “extras” that provide little nutritional value, such as chips, candy, sugar-sweetened beverages or packaged pastries.

## EATING OUT

It can be challenging for busy individuals and families to make on-the-go food and meal choices that are both convenient and healthy. When dining out, whether you choose fast food or fine dining, the choices can be confusing and many of the food options are likely to contain more calories, fat and sodium than what you might eat at home. Follow these simple tips to make smarter food choices when dining out.

### Simple Tips

- Explore the menu options and make a few smart choices. Look for the “light” or “healthy” choices or sections on



the menu. Select vegetables for sides instead of fries. Avoid options that tout words like “jumbo”, “deluxe”, or “super-size”. Skip the cheese and get sauces/dressings on the side.

- Many restaurant portion sizes are more than one recommended serving. Next time you dine out, ask your server to place half of your meal into a to-go container to enjoy later, choose an appetizer in lieu of an entrée, or share one entrée with a dining partner.
- Skip sugar-sweetened beverage (soda, sweet tea, sports drinks, flavored juice drinks, energy drinks, and sweetened coffee).
- Pick lean cooking methods for your protein (baked, boiled, or grilled versus breaded, fried, or battered).
- Slow down and enjoy the taste of your food. It takes 20 minutes for your stomach to tell your brain that you’re full, so put down your fork periodically and sip water between bites.

## GEAR UP FOR HEALTHY SHOPPING

Eating the recommended amount of fruits and vegetables everyday can reduce your risk of chronic diseases such as type-2 diabetes, cardiovascular disease, high blood pressure, and some types of cancers. It can also play an important role in gastrointestinal health and vision<sup>1</sup>. Most produce is nutrient dense, packed with vitamins and minerals, low in calories, and a great source of fiber. Not only is it important to get enough fruits and vegetables daily, but eating a wide variety is the key to reaping the



benefits of their nutrient powerhouse. Maximize your intake by choosing produce from all different colors of the spectrum!

**How much do I need?** – The national recommendations (Choose My Plate) vary slightly based on your age and gender. Generally, most adults need 2.5 to 3 cups of vegetables and 1.5 to 2 cups of fruit daily. To learn more about vegetable servings and subgroups and more information on fruit servings and varieties, visit [www.choosemyplate.gov](http://www.choosemyplate.gov).

**Why do I need variety?** – Fruits, vegetables, whole grains, legumes and beans, herbs, spices, nuts and seeds are all rich sources of phytonutrients. Phytonutrients are a natural part of plants and are responsible for their many different colors, tastes, and smells. Getting a wide variety of different phytonutrients helps provide our bodies with protection from cellular damage and can reduce the risk of some chronic diseases<sup>2</sup>. To learn more about phytochemicals, antioxidants, and the different colors associated with each product, see [www.ag.ndsu.edu](http://www.ag.ndsu.edu) (NDSU Extension Service).

**How can I find out what produce is “in season”?** – Buying local produce “in season” not only supports local farmers and producers and saves you money, but it also gives you the freshest and tastiest seasonally available choices. Learn which Florida produce is available during every month of the year at [Fresh From Florida](#).

**What if I don’t always have access to fresh produce?** – Whether it’s fresh, frozen, canned, dried, or 100% fruit juice, all forms count for good nutrition.

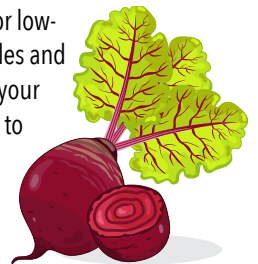
## SHOPPING LIST

There are so many wonderful options when selecting your fruits, vegetables, grains and protein choices. Use the food lists contained in this toolkit to explore new food items that you and your family have never tried before. Aim for variety of choices within each food category. Each food grouping provides a unique combination of phytochemicals and nutrients.

### Fruit & Vegetables

Fruits and vegetables (produce) can easily be split up into categories based on color. Each color category represents a different combination of vitamins and minerals. While boosting your intake of dark green and red vegetables is highly recommended, there are nutritional benefits to each color category of fruits and vegetables. Plant-based foods contain phytonutrients (“phyto” means plant in Greek), which offer an additional boost in nutritional value. Phytonutrients are believed to keep your body working properly and lower your risk for chronic diseases.

Consuming fresh fruits and vegetables is encouraged, however, that is not always an option. If that is the case, don’t worry, you can opt for frozen or canned choices. When selecting frozen produce, check labels and choose brands with no added ingredients to the fruit or vegetables themselves if possible. When selecting canned produce, look for low-sodium or no salt added vegetables and fruit in light syrup or juice. Rinse your canned vegetable with water first to remove excess salt if necessary.





## Vegetables

These vegetables pack the most nutrition for the lowest cost.

### Green/dark green

Bok choy	Romaine
Broccoli*	Mixed salad greens
Cabbage *	Mustard greens
Collard greens*	Spinach
Kale*	Swiss chard
Lettuce	Turnip greens*

### Other Greens

Alfalfa sprouts	Green beans
Artichokes	Leeks
Brussel sprouts*	Lima beans
Cactus & nopales	Okra
Celery	Peas
Chayote (pear squash)	Snow peas
Chilis (like jalapeños)	Tomatillos
Cucumbers	Zucchini

*\*If you are taking anticoagulant medicine to help thin blood (e.g. Coumadin®), be sure to ask your physician about these foods because some of them can interact negatively with your medication.*



### Simple Tip

Replace iceberg lettuce with an alternative leafy green such as Mixed Greens, Spinach, Romaine or Kale. Iceberg lettuce contains significantly

fewer nutrients as compared to these other lettuce varieties. Again, individuals taking anticoagulant medicine to help thin blood (e.g. Coumadin®) should ask their physician about the best lettuce choice for their particular situation.

### Orange/Yellow


Bell peppers	Sweet potato (yams)
Calabaza	Winter squash (butternut, acorn)
Carrots	Yellow squash, summer squash
Pumpkin	

### White/Tan

Cauliflower	Onion
Garlic	Parsnips
Hearts of Palm	Potatoes
Jerusalem artichoke	Rutabaga
Jicama	Shallot
Kohlrabi	Water chestnuts
Mushrooms	Yuca

### Red/Purple

Beets	Red cabbage
Eggplant	Red onion
Purple cauliflower	Rhubarb
Purple Yam	Radishes





## Starchy (high carbohydrate content)

Cassava/Yuca	Parsnips
Corn	Peas
Lima beans	Potatoes

### Simple Tips

- Remember to eat a variety of vegetables. Our “best” picks are good to start with, but try other produce as well.
- Limit starchy vegetables in favor of other choices with a lower carbohydrate content. This is particularly important for individuals with diabetes.
- Check out local Farmer’s Markets and produce vendors for fresh, ripe, and in-season varieties.
- It can be easy to get your daily dose of vegetables! Chop a variety and add them to salads, soups, casseroles, sauces, and more.
- If you purchase canned vegetables be sure to drain and rinse them to get rid of some of the added sodium.
- Most varieties of vegetables freeze well. Slice, dice, and chop larger quantities and pack the rest in freezer safe bags or small containers to use at another time. Not only does it save time, but also money!
- Buy dried beans and peas and soak them yourself! You can save lots of money at the store with just a little extra effort.



## Fruit

There are no fruits that are “bad” for you. Fruits contain a natural sugar called “fructose”, which is not the same as high

fructose corn syrup, which is a processed sugar. Each fruit provides a unique set of vitamins and minerals, so aim to consume a variety of different fruits.

Apples	Oranges
Apricot	Nectarines
Avocado	Papaya
Banana	Pear
Blueberries	Peaches
Cantaloupe	Strawberries
Grapes	Starfruit
Grapefruit*	Tangerine
Honeydew	Watermelon
Kiwi	

*\*Taking medication? Ask your doctor about grapefruit.*

### Simple Tips

- Remember to go for a variety of different fruits for the maximum health benefit.
- Add fruits, low-fat milk or yogurt, peanut or almond butter, and ice together in a blender for a nutritious and easy smoothie.

## Dried Fruits

Apricots/Nectarines	Figs
Apples	Mango
Cherries	Plums/Prunes
Cranberries	Raisins





## Simple Tips

- Don't overdo dried fruit – it has LOTS of sugar! One serving equals ¼ cup. A ½ cup of dried fruit is equivalent to a 1 cup serving of fresh fruit.
- Mix a small amount of dried fruit with walnuts, almonds, and sunflower or pumpkin seeds for a healthy snack.

## Grains

A grain can be an excellent source of fiber, depending on the way that it is processed. When selecting a grain option, choose whole grains over refined, which have been stripped of several layers of nutrients (bran and germ). Refined grain options include plain white rice, white flour and white bread. As you prepare your own meals, strive to incorporate whole grains, such as the following choices, onto your plate as sides for lean protein and vegetables.

## Whole Grains

Amaranth	Triticale
Brown rice	Whole grain barley
Buckwheat	Whole grain cornmeal
Bulgur (cracked wheat)	Whole rye
Cereal	Whole wheat bread, buns, rolls
Millet	Whole wheat crackers
Oatmeal, rolled oats, or muesli	Whole wheat pasta
Popcorn	Whole wheat tortillas
Quinoa	Wild rice
Sorghum	

## Simple Tips

### Rice and Other Grains



- High fiber: Try for at least two grams of fiber per serving in bread and five grams in pasta.
- Don't be fooled. Read the label. Make sure the word "whole" is the very first ingredient listed. "Multi-grain" or "wheat" isn't enough. Just because it looks brown, doesn't mean it's whole grain.
- Start kids off right with whole grains, not white bread and white pasta. If they're not used to whole grains, mix them in gradually.
- Buy in bulk and stock up during sales. Make your own oatmeal because packets cost more and are often loaded with salt and sugar. Buy whole grain bread on sale and save in the freezer.

### Breakfast Cereals

- Read the nutrition fact label.
- Low sugar: Pick a whole grain cereal with the lowest sugar content.
- High fiber: Try for at least three grams of fiber per serving.
- Lower sodium (salt): Look for a cereal with less than 210 mg of sodium per serving.

### Bread and Pasta

- Read the nutrition facts: look for "whole grain" as the first ingredient
- Low sodium (salt): Pick whole grain bread or pasta with the lowest sodium content.





# PROTEIN

There are many different types of animal-based and plant-based proteins. Both have a variety of benefits and can help provide the optimal nutrients your body needs to stay healthy. Animal-based proteins range from lean to medium/high-fat options. It is recommended to consume lean animal-based protein. If you choose to consume animal-based products, aim to consume less than one serving per week of medium/high-fat animal based protein sources.

An animal-based protein is considered to be a “complete” protein source because it includes all the essential amino acids that your body needs. Research has shown that plant-based proteins can be a healthy alternative, as long as they provide all of the nutrients necessary for optimal health. A majority of plant-based proteins are considered “incomplete”; however, by combining certain plant-based proteins like legumes and whole grains or nuts/seeds, you can create a “complete” protein.

## Animal-based protein

### Lean Meats

Chicken- skinless	Beef (tenderloin, top loin, top round, sirloin, flank steak)
Cornish Hens	Pork (tenderloin, top loin, pork chop, ham)
Goat	Veal
Turkey	Wild Game (deer, elk, antelope, pheasant)

### Medium/High Fat Meats

Chicken with skin	Deli meat (salami, pepperoni, pastrami, bologna)
Lamb (rib roast)	Pork (bacon, roast, sirloin, spare ribs)
Hot dog	Beef (brisket, ribs, T-bone steak, short rib, filet)
Sausage	

If you opt to eat deli meat on a regular basis, look for low-sodium varieties. Additionally, try to limit cured meats such as sausage, pastrami, pepperoni, ham and bacon due to the high sodium content. Instead, select a roasted chicken or turkey selection which may be sliced for sandwiches or chopped into pieces for salads.


## Seafood

### Healthy

Fish and shellfish provide protein, are low in saturated fat, are rich in many micronutrients, and provide certain omega-3 fatty acids that the body cannot make and are important for normal growth and development.

### Twice a week

Women and children should eat two to three servings (8-12 ounces for adults and children over age 10, smaller amounts for younger children) of a variety of fish and





shellfish each week. Go to [www.epa.gov](http://www.epa.gov) for specific recommendations.

### Variety

Both wild caught and farm raised are excellent choices. Florida produces over 80 varieties of wild-caught and farm-raised products.

#### Florida wild-caught

Catfish	Scallops
Crappie	Shrimp
Flounder	Snook
Lobster	Spotted trout
Pompano	Tripletail
Red Snapper	Yellowfin Tuna

#### Fish higher in omega-3s and lower in mercury


Mackerel, Herring & Sardines	Trout
Oysters	Tuna - canned "light"
Salmon	

#### Shellfish

Oysters	Calamari (squid)
Mussels	Shrimp
Clams	

#### Think beyond the fish fillet

Salmon patties	Pollock
Shrimp stir-fry	Whiting
Grilled fish tacos	Tilapia
Clams	Tuna



## Plant-Based Protein

### Beans & Peas

Beans and peas (legumes) are a unique food that are considered both a vegetable and a protein source, making them a great substitute for meat. They are also an excellent source of fiber and contain other nutrients such as iron, zinc, potassium, and folate.

Soy beans	Lima beans
Black beans	Red beans
Black-eyed peas (cowpeas)	Navy beans
Chickpeas/Garbanzo beans	Pinto beans
Lentils	Kidney beans

### Eggs

Eggs are a powerhouse of perfect nutrition. They are loaded with essential vitamins and minerals, packed with protein, and only about 70 calories each. Eggs are a great addition to many nutritious dishes and meals! Check out these great recipes from the [www.eggnutritioncenter.org](http://www.eggnutritioncenter.org).

### Soy Products

Soy is a high quality, plant-based protein that is often founds in foods as a replacement for meat or to just boost the protein content of the food. Because it is a



plant product, soy is low in calories and contains no cholesterol.

- Protein bars, drinks, and snacks
- Soy burgers or meat crumbles
- Soy milk, yogurt, cheese
- Tofu

### Nuts & Seeds

Almonds (unsalted)	Pecans
Hazelnuts	Nut butters
Peanuts (unsalted)	Sunflower seeds
Pecans	Walnuts

### Simple Tips

Eggs, beans and nuts are excellent sources of protein and easy to add to almost any dish.

Add nuts to oatmeal, cereal, salads and stir-fries for a healthy, hearty meal. Raw nuts are often cheaper. Roast them for a delicious snack. Nuts stay fresh longer in the freezer.

Whole or cut-up bone-in chicken can be a money saver. Bake extra and use all week. Buy family-size packs on sale and freeze.

- Soak and cook dried beans to save money. Canned beans save time, but rinse them before using.
- Combine legumes and whole grains for a complete protein. Examples include: rice and beans, lentils and barley, bulgur with beans or peanut butter on 100% whole wheat bread.
- For a meatless meal, use tofu crumbles in place of ground beef when making spaghetti or chili.

## DAIRY

Dairy is one of the primary food groups included on MyPlate because it is an excellent source of calcium, which helps to build strong bones and aids in the absorption of Vitamin D in the body. Many of the foods which are high in calcium fall in the dairy category; however, there are other choices if you are unable or choose not to consume dairy. Other foods which contain high amounts of calcium include: collard greens, kale, soy, sardines, fortified orange juice, fortified milk alternatives and fortified cereals.

### Recommended Dairy Choices

- Milk (non-fat/skim, 1% or 2%)
- Dry milk (non-fat/skim, 1% or 2%)
- Soy milk
- Yogurt (low-fat or Greek)







- Low-fat cheese (colby, monterey, mozzarella, cottage cheese, ricotta, queso blanco, feta and reduced-fat cheese options)

### Simple Tips

Work to eliminate whole milk from your diet, since fat-free or low-fat milk provides the same nutritional benefits with a fraction of the calories from fat.

Infants are the exception to this tip:

- Children under 1 year old should not drink cow's or soy milk. Breast is best, or formula.
- Children ages 1 to 2 can drink whole cow's milk.
- Children older than 2 should drink low-fat (1%) or fat-free (skim) milk – like the rest of the family. For kids not familiar with low-fat milk, mix it in gradually.

### Non-Recommended Dairy Choices

- Cream cheese
- Sour cream
- Butter
- High-fat cheese (processed cheese slices, mascarpone, cheddar, parmesan, brie and goat cheese)
- High-fat yogurt

### Simple Tips

- Dry milk powder plus water makes a low-cost substitute in recipes.
- Freeze cheese that starts going bad. Defrosted cheese tastes best melted.

Don't buy shredded cheese – shred it yourself!  
Substitute yogurt for cream and sour cream in recipes.


### Dairy Alternatives

As many individuals forgo dairy due to gastrointestinal or personal reasons, there has been a rise in the availability of dairy-alternative beverages.

Below is a table comparison of the nutritional values of these dairy alternatives.

## FATS

Fats are considered to be an essential macronutrient in our body that has many functions. Often times this macronutrient receives a negative reputation for



Diary Alternatives	Skim Milk	Whole Milk	Rice Milk	Soy Milk	Coconut Milk	Almond Milk	Hemp Milk
Calories	83	149	115	105	76	37	70
Protein (g)	8	8	1	7	1	1	2
Fat (g)	0	8	2.5	4	5	2.5	5
Carbohydrate (g)	12	12	23	10	7	7	9
Calcium	315	276	300	300	450	400	300

*\*Information gathered from USDA Supertracker, CalorieKing and Nutrition Facts Panels*



being “bad for you”; however, there are both healthy and unhealthy fat sources. A healthy fat source is considered one that is composed of monounsaturated (MUFA) and polyunsaturated (PUFA) fatty acids. These fat choices are often liquid at room temperature based on their higher levels of MUFA and PUFA. On the other hand, an unhealthy fat source is composed of high levels of saturated fat (SFA) and trans-fat (TFA). These fat choices are often solid at room temperature based on their higher levels of SFA and TFA. For optimal heart health, strive to consume more healthy fats than unhealthy fats. It is important to remember that fat is not bad; it is good in moderation as with every other nutrient.

### Healthier Fat Choices (High in MUFA/PUFA)

Canola oil	Safflower oil
Corn oil	Soybean oil
Olive oil	Sunflower oil
Peanut oil	

### Less Healthy Fat Choices (high in SFA/TFA)

Butter	Pork fat/lard
Coconut oil	Shortening
Palm oil	Stick margarine
Partially hydrogenated oils	

### Simple Tips

- Coconut oil is very high in saturated fat, even more than butter and lard, and therefore should be consumed in low to moderate doses. Select an oil that is a liquid at room temperature, again an indication that it is high in monounsaturated and polyunsaturated fatty acids, a healthier option.
- Make your own cooking spray with a spray bottle and your favorite oil. You'll use less oil and save money.
- Skip solid and trans fats. If it's solid at room temperature or the label says trans fats, beware. Limit these fats for heart health. Remove chicken skin. Eat less beef, pork, cheese, lard, butter, stick margarine, shortening and foods with partially hydrogenated oils.

#### Footnotes:

(1) *Vegetables and Fruits. The Nutrition Source. Harvard School of Public Health.* <https://www.hsph.harvard.edu/nutritionsource/what-should-you-eat/vegetables-and-fruits/>  
 (2) *Phytonutrient Spectrum Comprehensive Guide. 2014 Institute of Functional Medicine.*





## BUILDING HEALTHY HABITS

### Determine Your Readiness for Change

Do you feel like you should or need to change one of your lifestyle habits? Good, this is the first step, but just because you feel this way doesn't mean you are ready to begin changing this habit. Next time you think about a behavior you would like to modify, ask yourself, "On a scale of 1-10, how ready am I to change this habit or behavior?" (1 = no interest at all, 10 = I'm starting today). If you rate your readiness between 1 and 5, perhaps it is not the right time to make a change. On the other hand, if your score is higher, then it just might be the perfect time to start working on that goal.

### Set SMART Goals

SMART goals are Specific, Measurable, Achievable, Realistic, and Timely. So don't decide to eat healthier, decide to eat at least one serving of vegetables every day. Narrowing your focus to one specific habit and setting realistic, measurable expectations is the key to success when it comes to making improvements.

### Simplicity is Key

We often bite off more than we can chew.

Approaching this with an "all or nothing" attitude will probably not garner sustainable, healthy habits. Do you have five habits that you are trying to change simultaneously? Take a step back and focus on one or two.

### Build a Support System

Setting goals and changing habits can be daunting, so partner with family members or friends who are trying to achieve similar goals. This type of networking can provide support and accountability to motivate and encourage you to stay on the right path. You can also hold yourself accountable by recording food intake and/or physical activity with an app on your phone or a journal.

### Reward Yourself

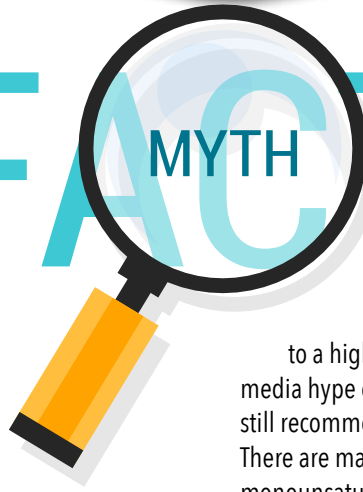
A positive result from your sustained improved habits can be empowering and motivating. A reward may be as small as a ten-minute nap after a long mid-day walk or a new set of utensils to encourage you to cook at home or as large as a new pair of shoes to encourage you to exercise daily. Once you've set your SMART goal, check back in a few weeks or months to see how you have progressed and if you've developed a sustained change. Keep up the good work!





## NUTRITION MYTHS DEBUNKED

# FACT MYTH



In order to lose weight, I have to give up all of my favorite foods, especially carbohydrates (grains).

**Fact:** Nutrition choices should be selected based on balance, variety, and moderation. A healthy adult can consume just about any food s/he desires, however, it is important to control portion sizes and frequency of intake. All food groups provide a unique set of macro and micronutrients that the body can use. It is most important to avoid “supersizing” portions and limit the consumption of high calorie foods.

I have to avoid all fats in order to be healthy and/or lose weight.

**Fact:** Fats play an important role in health. They help the body absorb various nutrients, transmit nerve signals, maintain cell membrane structure and support of your vital organs. Fats are not created equally. Aim to reduce your consumption of trans-fat and saturated fat, in favor of more unsaturated fats (monounsaturated and polyunsaturated). As with any macronutrient, fat-laden foods, when eaten in excess, may contribute to weight gain.

Coconut oil is the healthiest of all oils.

**Fact:** Coconut oil is high in saturated fat, higher even

than butter. While the saturated fat in coconut oil is mostly medium-chain triglycerides, which may help to boost HDL cholesterol level, this high saturated fat product can also

raise your LDL cholesterol and contribute to a higher calorie diet. While there is a lot of media hype extolling the virtues of coconut oil, it is still recommended that you consume it in moderation. There are many other alternative oils that are high in monounsaturated and polyunsaturated fatty acids (e.g. canola, peanut, soybean, sunflower and safflower oil).

Foods labeled “natural” or “organic” are better for me.

**Fact:** The FDA does not regulate the term “natural” on a nutrition label; therefore, these claims can be made on any food product. Organic foods are almost nutritionally identical to a conventional food. The term “organic” describes the pesticide exposure on that produce while they are growing in the field. While there has been some research to relate pesticide exposure to chronic disease, the evidence is inconclusive. In general, non-organic foods with a skin or peel that you remove (e.g. avocados, corn, bananas) are perfectly safe. You may choose to select organic for other foods.

Egg yolks can raise your blood cholesterol levels.

**Fact:** While this was once thought to be true, we now know that the cholesterol from egg yolks does not significantly raise your blood cholesterol levels.




Therefore you can eat whole eggs from time to time with no negative consequence

### Gluten-free products are healthier and help you lose weight.

**Fact:** Unless you have Celiac disease or gluten intolerance, there is no reason to avoid gluten. Gluten is a protein found in wheat, rye and barley products, all of which provide many nutrients and are high in fiber. If going on a gluten-free diet means you plan to eliminate all white breads and pastas, pastries and refined products, then it would make sense that this is a healthier option. However, the protein, gluten, does not make a product less healthy.

### You should detox regularly to cleanse your system.

**Fact:** There is no research to support the claim that a detox or cleanse can help to improve digestion and metabolism. The human body is very efficient at eliminating toxins on its own via the kidneys and liver. Instead of spending money on a "detox" product, focus on adding more fruits, vegetables and whole grains to your diet since they are high in fiber and will help improve digestion.



### Sugar causes diabetes.

**Fact:** While sugar can contribute to the development of diabetes, so can many other foods that we consume regularly. Type 2 diabetes is a chronic condition that affects the way the body processes blood sugar (glucose). Foods that contain glucose can contribute to raising blood glucose, including grains, starchy vegetables, fruit, milk/yogurt, sweetened beverages and sweets (candy/pastries). To put it simply, "sugar" itself does not cause diabetes, but regular overconsumption of foods that are high in glucose can contribute to the development of diabetes.

### Meat is bad for you.

**Fact:** Every person has different dietary preference, and each food group (including meat) can contribute to a healthy diet. Animal protein is a complete protein source and contains Vitamin B12, which is only found in animal-based products. Lean animal protein can certainly be a part of a healthy meal plan; however, overconsumption of high-fat processed meats has been linked to the development of some chronic diseases. There are many plant-based protein alternatives which are good for you and can be combined in such a way as to contribute to a healthy diet as well.

### Eating healthy is difficult and expensive.

**Fact:** Eating healthy can be achieved on a budget. It does require some thought, planning and basic cooking skills. Eat healthier on a budget by eating at home, using coupons, buying fruits and vegetables in season, and stocking up on inexpensive staples (e.g. whole grains, legumes, frozen vegetables).



## WHY DIETS DON'T WORK

The term “diet” makes most people think about having to give up all of their favorite foods, starving themselves, or subsisting on just a few food options. The term “dietary pattern” is sometimes used to describe the quantities, proportions, and combinations of foods, drinks, and nutrients that a person consumes on a regular basis. Your dietary pattern is what contributes to your overall health. It is easier to think about modifying your dietary pattern to achieve better health rather than incorporating

a strict set of restrictions and limitations that will be difficult to maintain over the course of your life. Rather than recommending one diet over another, this toolkit provides tools and tips that you can use to adopt a healthier dietary pattern to ensure better long term health and wellness. Finding a dietary pattern that works for you and your lifestyle is better than following a fad diet on a short-term basis. The following table compares the most popular diet and weight loss systems. As you will see, many have strict requirements/limitations which can be difficult to sustain long term.

Diet Name	Brief Description	How it Works	Potential Negative
Low-Carb/ Ketogenic/ Atkins/ South Beach	Reduce carbohydrate intake, increase fat/protein intake	Carbohydrate restriction encourages fat breakdown. Increases water loss to help flush out ketones (fat byproduct).	<ul style="list-style-type: none"><li>• Kidney stones</li><li>• Dehydration</li><li>• Low-fiber intake and related digestion problems</li><li>• Loss in calcium</li><li>• Limited food choice</li><li>• Difficult to maintain long- term</li></ul>
Intermittent fasting	Restrictive in the timing of eating periods	Trigger glucose/fat and protein metabolism between meals and snacks	<ul style="list-style-type: none"><li>• Headaches, lightheadedness</li><li>• Fatigue</li><li>• All or nothing type diet difficult to maintain long-term</li></ul>
Paleo	Consuming minimally-processed foods	Increasing satiety and eating a more clean diet without many processed foods. Helps to reduce caloric intake by increasing fullness factor.	<ul style="list-style-type: none"><li>• Excludes dairy, grains and legumes which can provide nutritional benefits</li><li>• Expensive</li><li>• Difficult to maintain long-term</li></ul>
Weight Watchers	Point based system with portion control guidance	Lifestyle plan to learn portion sizes and energy density of foods	<ul style="list-style-type: none"><li>• Associated cost</li></ul>
Packaged Weight Loss Program ( <i>Nutrisystem, Medifast, Jenny Craig, Optifast</i> )	Pre-made meal system for purchase. Meals and snacks are portion controlled.	Calorie reduction and balanced meals and snacks. Suits individuals who are willing to spend the money and have limited time to shop/cook.	<ul style="list-style-type: none"><li>• Difficult to maintain long-term adherence</li><li>• Associated cost</li><li>• Short-term fix</li></ul>





## SAMPLE MEAL IDEAS

Breakfast	Lunch/Dinner	Snacks
Aim to add in a protein + carbohydrate (grain, fruit, vegetable)	Pack a punch with fruits and vegetables + your favorite protein	Find options <200 calories, pair a carbohydrate (grain, fruit, vegetable) with a protein
Oatmeal with fruit and/or nuts	Bowl of salad with mixed greens and chicken/turkey pieces	Celery sticks, rice cakes, crackers or an apple with peanut butter
Hard boiled eggs with fruit	Wheat tortilla filled with black beans, lettuce, tomato and cheese	Yogurt parfait (yogurt + nuts/fruit)
Scrambled eggs with diced vegetables (onion, tomato, pepper)	Open-faced sandwich filled with your favorite protein & veggies	Cheese and crackers
Peanut butter toast	Crackers and cheese slices with fresh fruit	Vegetable sticks with dip (zucchini, carrot, pepper, tomato, cucumber)
Fruit smoothie (1 cup dairy, 1 cup fruit+ any extra toppings)	Low-sodium soup with open-faced tomato & avocado sandwich	Mixed nuts or trail mix (1/2 cup)
Breakfast taco (egg, bean, potato, vegetable)	Rice with mixed vegetables and protein (meat, beans, fish)	Mini-container of ready to eat food (cottage cheese, tuna)
Mixed nuts (1/2 cup) and piece of fruit	Spaghetti squash with marinara and a side salad	Hardboiled egg(s)
Cottage cheese/yogurt and fruit/nuts	Canned tuna with fruit/vegetables	Fruit smoothie (small)
High fiber cereal		Any fresh fruit/vegetable
		Bag of popcorn
		Granola bar + piece of fruit
		Wheat pita/crackers and hummus



# SHOPPING LIST

Having a list when you shop stops impulse buys, especially if you go to the store hungry!

Vegetables: Budget \$

---

---

---

---

Fruits: Budget \$

---

---

---

---

Grains: Budget \$

---

---

---

---

Protein: Budget \$

---

---

---

---

Dairy: Budget \$

---

---

---

Oils & Spices: Budget \$

---

---

---



# MEAL PLANNER

Save time and money by planning for several days of meals at once.


Sun			
Fri			
Thu			
Wed			
Tue			
Mon			
Sun			





## HEALTHY OFFER: Vegetables


20%



Save 20% on any single purchase of vegetables at participating retailers. Check online at [FMAHealthyLiving.com](http://FMAHealthyLiving.com) for a list of retailers. One time use only.

## HEALTHY OFFER: Fruits

20%



Save 20% on any single purchase of fruit at participating retailers. Check online at [FMAHealthyLiving.com](http://FMAHealthyLiving.com) for a list of retailers. One time use only.



**FMA**  
FLORIDA MEDICAL ASSOCIATION

© 2018 Florida Medical Association  
[www.FMAHealthyLiving.com](http://www.FMAHealthyLiving.com)